

RS24E™ SPECIFICATIONS

POWER	3 hp electric inverter drive
SPEED CONTROL	Dial-a-Speed electronic speed control
PUMP OUTPUT*	5.5 Gallons per minute
PUMP SIZE	Standard 2L4 rotor & stator
PUMP HOPPER CAPACITY	24 gal or 1 bag ¹
PUMP CHARGE HEIGHT	26 in
PRESSURE OUTPUT**	200 psi
REMOTE CONTROL	2-wire remote can be extended up to 500 ft
WIDTH	28"
LENGTH	55"
WEIGHT	32.5"
POWER REQUIREMENT	50/60 HZ 208/240v 20 A 1 ph
OPTIONAL HIGH VOLTAGE	480v upon request
WHEELS	10" foam filled swivel caster
DRIVE	Direct drive integrated gear motor
PUMP OUTLET	1-1/4 camlock
AIR OUTPUT	5.9 Cfm with Optional Compressor
DIRECTIONAL CONTROL	Forward and reverse
MAX AGGREGATE SIZE ***	1/8 in
MAX PUMPING DISTANCE	150ft

¹1 bag = 3.0 cu ft yield

* Pumping distance and output may be increased or decreased significantly depending on mix design, but we believe these to be very achievable in most instances.

** This is maximum aggregate size recommended for pump. Mix design will determine how effectively the product will pump.

*** This is maximum aggregate size recommended for pump. Mix design will determine how effectively the product will pump.

APPLICATIONS

- Low/Medium/High-Density Fireproofing
 - Waterproofing
 - Plaster/Stucco Spraying
 - Injection Work
 - Manhole Restoration
 - Concrete Repair Mortar
- Cellular Concrete
 - Bridge Repair
 - Self-Leveling Floor Underlayment
 - Slab Jacking
 - Cementitious Coatings Under 1/8 inch Aggregate

For parts, accessories or additional information, visit HyFlexcorp.com.



If you don't believe the hype about the RS24E, try it out for yourself! This unit is available to rent from Hy-Flex. We offer monthly rates. Call 866-849-6246 for rates, recommendations and availability.



PRODUCT OVERVIEW



Speeding Up The Industry
One Pump At A Time

RS24E™

Reliable. Powerful. American-Made.

MADE IN AMERICA

All metal fabrication and engineering is done in our Indiana facility

HEAVY DUTY

Made from durable materials/Built tough for years of reliable field use

LONG LIFE SPAN

Double-life stator tube outlasts the competition

PORTABLE

Small, lightweight, powerful/Easy to transport and use anywhere

HIGHLY DEPENDABLE

Most reliable rotor/stator drive available allows for more time on the job

EASY TO CLEAN

Removable bottom allows for cleanout in seconds; a simple hose does the rest

BENEFITS

- Low volume production and high volume patching applications
- Lightweight portable design with telescoping handles
- 5-minute disassembly for break down transport and ease of maintenance
- Mobility design allows it to move in and out of position sideways
- Square design allows it to be packed into trucks and trailers easily
- Compressor mounts front and back and removes very easily
- Foam filled pneumatic swivel casters for reliable portability
- Easy to access rear driveshaft output to put a wrench on
- Works well with thick and hard to feed materials
- Produces pump pressure of 200 psi
- 20 gallon/ 1 bag hopper capacity
- Output 5.5 GPM or 15 bags/hr of fireproofing
- 230v single phase power 20 amp
- Hopper grate proximity switch to prevent injuries

Look What Our Customers Say ...

“Hy-Flex has been our equipment partner for many years. The quality of pumps is second to none, and their technical support is outstanding. We look forward to using Hy-Flex equipment for years to come.”




Robert F. Taglienti
Co-Owner
East Coast Fireproofing Co.


“I’ve used almost every pump on the market. Hy-Flex pumps are the best! Simple, powerful and reliable are the best words I can use to describe these great machines. I could never see Specialty Spray Systems going back to the other pump makers. Ever.”




Scott Sellers
President
Specialty Spray Systems



Portable & Powerful. Period.



Compact sealpack design with remote grease zerk fitting.



Removable hopper and console allow for easy maintenance and portability.



Swivel casters make for easy storage even in the tightest spots.